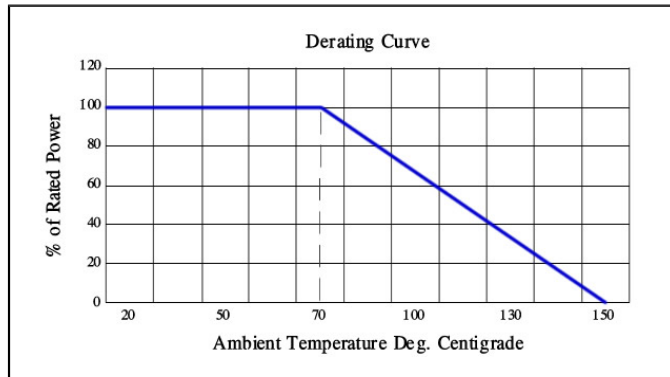



Component General, Inc.

P/N: CBT-50-1

Stripline Base Mounted Terminations



Mechanical Specifications

Covers:

Alumina Ceramic.

Substrate:

Beryllium Oxide Ceramic.

Contact:

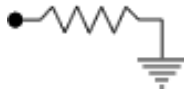
Beryllium Copper, Gold Plated per MIL-G-45204.
Length: 0.125" Min., Width: 0.120",
Thickness 0.004" \pm 0.002".

Heat Sink:

Copper, Nickel Plated per QQ-N-290.

Tolerance:

\pm 0.010" unless specified.



Note: The use of thermal mounting compound is recommended.

Electrical Specifications

Resistance Value:

10 - 1000 Ω or as required. Other values available upon request.

Frequency Range:

DC - .5 GHz
.5 - 1.0 GHz

VSWR (Max.):

1.20:1
1.35:1

Standard Resistance Tolerance:

\pm 5% Other tolerances available upon request.

Part Dimensions

