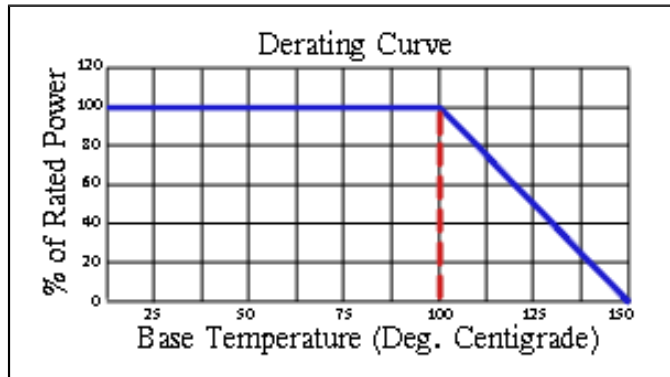



# Component General, Inc.

P/N: CBT-50-4

Stripline Base Mounted Terminations



## Mechanical Specifications

### Covers:

Alumina Ceramic.

### Substrate:

Beryllium Oxide Ceramic.

### Contact:

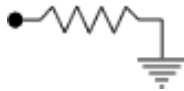
Beryllium Copper, Gold Plated per MIL-G-45204.  
Length: 0.125" Min., Width: 0.120",  
Thickness 0.004" ± 0.002".

### Heat Sink:

Copper, Nickel Plated per QQ-N-290.

### Tolerance:

± 0.010" unless specified.



Note: The use of thermal mounting compound is recommended.

## Electrical Specifications

### Resistance Value:

10 - 1000 Ω or as required. Other values available upon request.

### Frequency Range:

DC - .5 GHz  
.5 - 1.0 GHz

### VSWR (Max.):

1.20:1  
1.35:1

### Standard Resistance Tolerance:

± 5% Other tolerances available upon request.

## Part Dimensions

