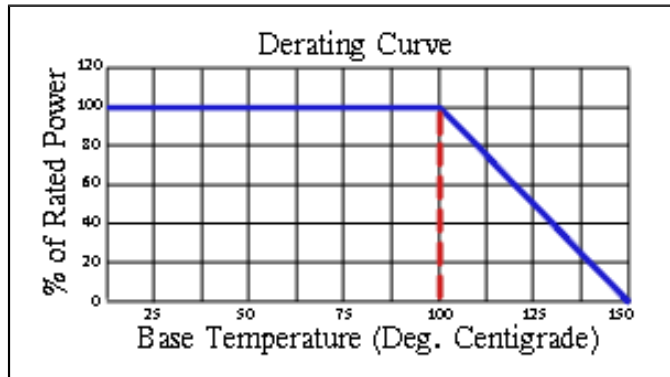



# Component General, Inc.

P/N: CBR-250-3

## Stripline Base Mounted Resistors



### Mechanical Specifications

#### Covers:

Alumina Ceramic.

#### Substrate:

Beryllium Oxide Ceramic.

#### Contact:

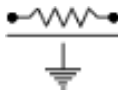
Beryllium Copper, Gold Plated per MIL-G-45204.  
Length: 0.300" Min., Width: 0.120",  
Thickness 0.004"  $\pm$  0.002".

#### Heat Sink:

Copper, Nickel Plated per QQ-N-290.

#### Tolerance:

$\pm$  0.010" unless specified.



Note: The use of thermal mounting compound is recommended.

### Electrical Specifications

#### Resistance Value:

10 - 1000  $\Omega$  or as required. Other values available upon request.

#### Frequency Range:

DC - .1 GHz

.1 - .5 GHz

.5 - 1.0 GHz

#### Standard Resistance Tolerance:

$\pm$  5% Other tolerances available upon request.

### Part Dimensions

